

Georgia Bass Clubs

2015

Tournament Creel Report



Submitted By:

Clint Peacock
Fisheries Biologist
Georgia Department of Natural Resources
Wildlife Resources Division

Introduction

This is the 38th year Georgia bass club tournament creel data has been summarized in an annual report. During 2015, 45 bass clubs submitted results from 425 tournaments. In the past, only clubs that were associated with the Georgia Bass Chapter Federation had contributed to this report. Clubs associated with Georgia BASS Nation also reported their tournament results in 2015.

Methods

Of the 425 bass tournaments reported, only 325 were analyzed for this report. Seven clubs are in both organizations and their tournaments were only analyzed once. Tournaments that included fewer than five anglers and waterbodies with fewer than five tournaments were excluded from analysis. Although Allatoona had only four submitted tournaments, it was included in this report since it has been in every report since 1978. Creel reports from tournaments held outside of Georgia were also removed from analysis. Georgia based clubs fished tournaments in Alabama, Florida, South Carolina, and Tennessee. All data from tournaments held in Alabama as well as on the border waterbodies was shared with the Alabama Department of Conservation. They issue an annual report (B.A.I.T) on black bass tournaments as well.

In total, tournaments from 16 bodies of water were analyzed in the following tables and figures. Waterbody abbreviations are as follows: Allatoona (**AL**), Bartlett's Ferry (**BF**), Blackshear (**BS**), Burton (**BU**), Carter's (**CA**), Clarks Hill (**CH**), Hartwell (**HW**), Jackson (**JA**), Lanier (**LA**), Oconee (**OC**), R. B. Russell (**RU**), Savannah River (**SR**), Seminole (**SE**), Sinclair (**SI**), Walter F. George (**WG**), and West Point (**WP**).

Results

Angler success in Georgia waterbodies with at least 5 submitted tournaments is analyzed in the attached tables and figures. Anglers spent 40,990 hours of effort during the 325 tournaments analyzed in 2015 (Table 1). The weighed-in, tournament average catch rate was 0.277 bass/angler hour (or 2.22 bass in an 8-hour fishing day). While down from 2014 (0.312 bass/angler hour), this is above the 10 average of 0.271 bass/angler hour.

Russell had the highest catch rate (0.361 bass/angler hour), with Allatoona coming in second (0.357 bass/angler hour; Figure 1). Russell was also the waterbody with the lowest percentage of anglers with zero bass weighed-in (10.9%; Figure 2) and the highest percentage of anglers weighing-in five bass (42.7%; Figure 3).

While a lot of black bass were caught by anglers on Russell, it was not the waterbody with the largest bass and highest tournaments winning weights. Seminole produced the largest average bass (2.51 lbs.; Figure 4), highest tournament winning weight (15.62 lbs.; Figure 5), largest average big bass (5.55 lbs.; Figure 6) and the most bass over 5 lbs/tournament (1.47; Figure 7).

This was the 12th year clubs were asked to indicate how many bass ≥ 5.0 lbs or larger were caught during each tournament. During the 325 tournaments, 176 bass ≥ 5.0 lbs or larger were caught. Statewide it took 232 angler hours to catch a bass of this size and there were 0.542 bass over 5.0 lbs./tournament. Both of these values are better than the 10 year average. The number of angler hours needed to catch a bass 5.0 lbs. or larger varies widely across the 16 waterbodies. On Jackson it required 1553 angler hours to catch a bass 5.0 lbs. or larger while on Blackshear one was caught every 74 angler hours (Figure 8). The largest bass reported in 2015 was caught on Seminole and weighed 8.78 lbs.

Overall, bass tournaments in Georgia during 2015 were fairly comparable with the averages from 2012-2014 (Table 2). The biggest difference was a decrease in angler success. Fewer anglers weighed-in five bass and more anglers weighed-in zero bass. However, the average bass was larger in 2015 than in past years, and it took fewer angler hours to catch a bass ≥ 5.0 lbs.

Table 1. Georgia bass clubs tournament results for Georgia waterbodies in 2015.

Waterbody	Number of Tournaments Analyzed	Number of Angler Hours	Bass Weighed-in/Angler Hour	Lbs. Weighed-in/Angler Hour	Percent Anglers with Five or More Bass	Percent Anglers with Zero Bass	Average Largest Bass (lbs.)	Average Bass Weight (lbs.)	Average Winning Weight (lbs.)	Percent Bass as Largemouth Bass	Angler Hours Per \geq 5 lb Bass
<i>Allatoona</i>	4	543	0.357	0.479	25.6	19.4	3.23	1.38	9.06	6.3	None Caught
<i>Bartlett's Ferry^b</i>	5	857.5	0.294	0.407	20.5	11.1	3.70	1.45	9.21	49.1	857.50
<i>Blackshear</i>	7	521	0.250	0.536	10.0	22.5	5.11	2.18	10.66	98.7	74.43
<i>Burton</i>	5	463	0.234	0.475	13.3	23.6	4.13	1.94	9.99	33.4	None Caught
<i>Carters</i>	5	784	0.191	0.349	9.9	30.6	3.90	1.81	10.14	1.0	784.00
<i>Clarks Hill</i>	57	6801	0.318	0.610	30.5	16.8	4.92	1.93	13.84	94.9	151.13
<i>Hartwell</i>	10	1369	0.270	0.467	39.1	17.9	4.36	1.73	14.73	42.9	684.50
<i>Jackson</i>	15	1553	0.275	0.387	12.8	25.3	3.65	1.44	9.12	28.8	1553.00
<i>Lanier^a</i>	48	6123	0.250	0.494	15.6	22.2	4.03	2.01	11.31	9.6	612.30
<i>Oconee^b</i>	35	3668.5	0.230	0.483	14.2	27.9	4.32	2.06	10.64	100.0	262.04
<i>R. B. Russell</i>	7	802	0.361	0.531	42.7	10.9	3.41	1.46	9.94	21.4	None Caught
<i>Savannah River</i>	32	3202	0.244	0.367	17.3	29.9	3.25	1.52	8.09	99.6	800.50
<i>Seminole</i>	17	2094	0.258	0.665	14.7	19.4	5.55	2.51	15.62	98.0	83.76
<i>Sinclair</i>	32	4444	0.319	0.669	30.4	16.2	4.23	1.65	11.76	95.3	130.71
<i>Walter F. George^b</i>	17	3735.5	0.252	0.502	17.5	15.1	4.73	1.96	14.95	86.6	339.59
<i>West Point^b</i>	29	4029.5	0.316	0.557	32.0	15.8	4.99	1.79	12.47	38.5	191.88
Total ^c	325	40990	0.277	0.525	22.3	20.7	4.35	1.90	11.77	67.7	233

^a 14-inch size limit on all black bass

^b 14-inch size limit on largemouth bass and 12-inch size limit on other black bass

^c Values calculated from raw creel report data, not the values in table

Table 2. Comparing state-wide 2015 Bass Tournament data to the 2012-2014 average.

Metric	2012-2014 Average	2015 Results	Change
Tournaments	307	325	6.0%
Angler Hours	38426	40990	6.7%
Bass Weighed in Per Hour	0.305	0.277	-9.2%
Pounds Weighed in Per Hour	0.542	0.525	-3.1%
Percent Angler with Five Bass	27.7	22.3	-19.4%
Percent Angler with Zero Bass	18.6	20.7	11.5%
Biggest Bass Weight	4.31	4.35	0.9%
Average Bass Weight	1.80	1.90	5.8%
Tournament Winning Weight	11.55	11.77	1.9%
Percentage Largemouth Bass	69.2	67.7	-2.2%
Angler Hours Per \geq 5 lbs. Bass	287	233	-18.8%

Figure 1. Bass Weighed-in Per Angler Hour in Georgia Bass Club Tournaments in 2015.

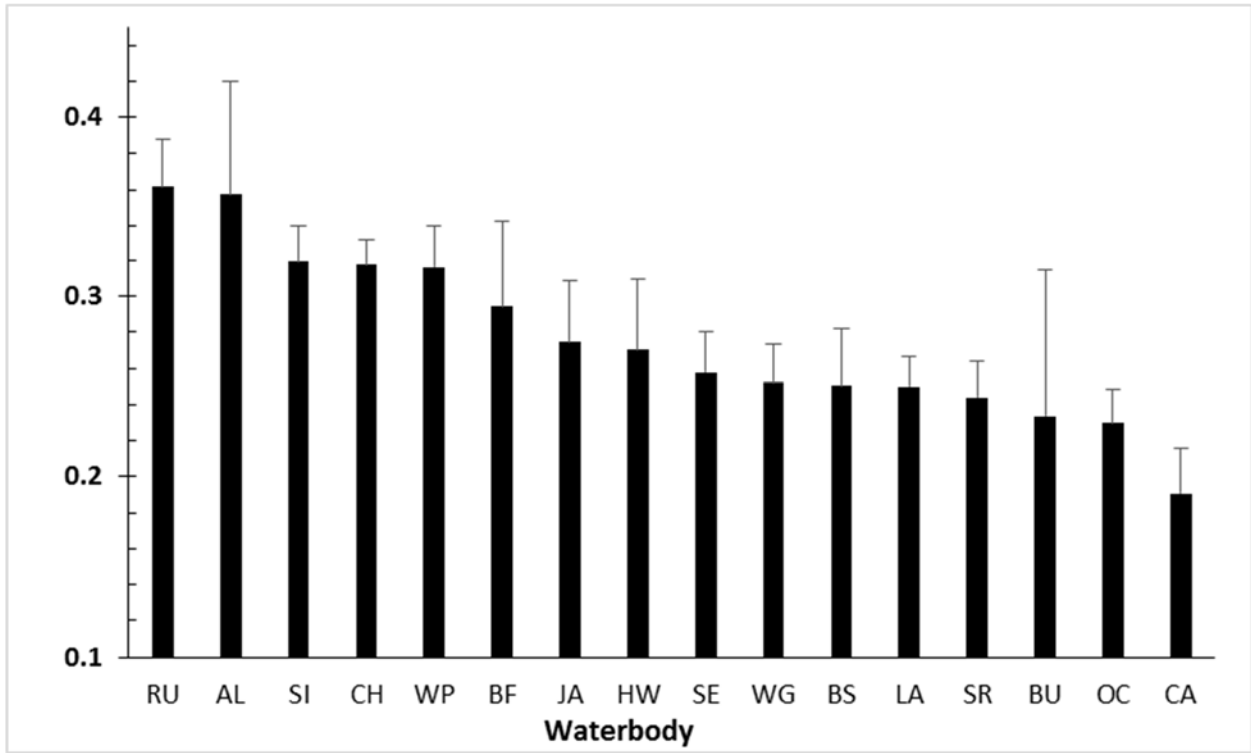


Figure 2. Percentage of Anglers with Zero Bass in Georgia Bass Club Tournaments in 2015.

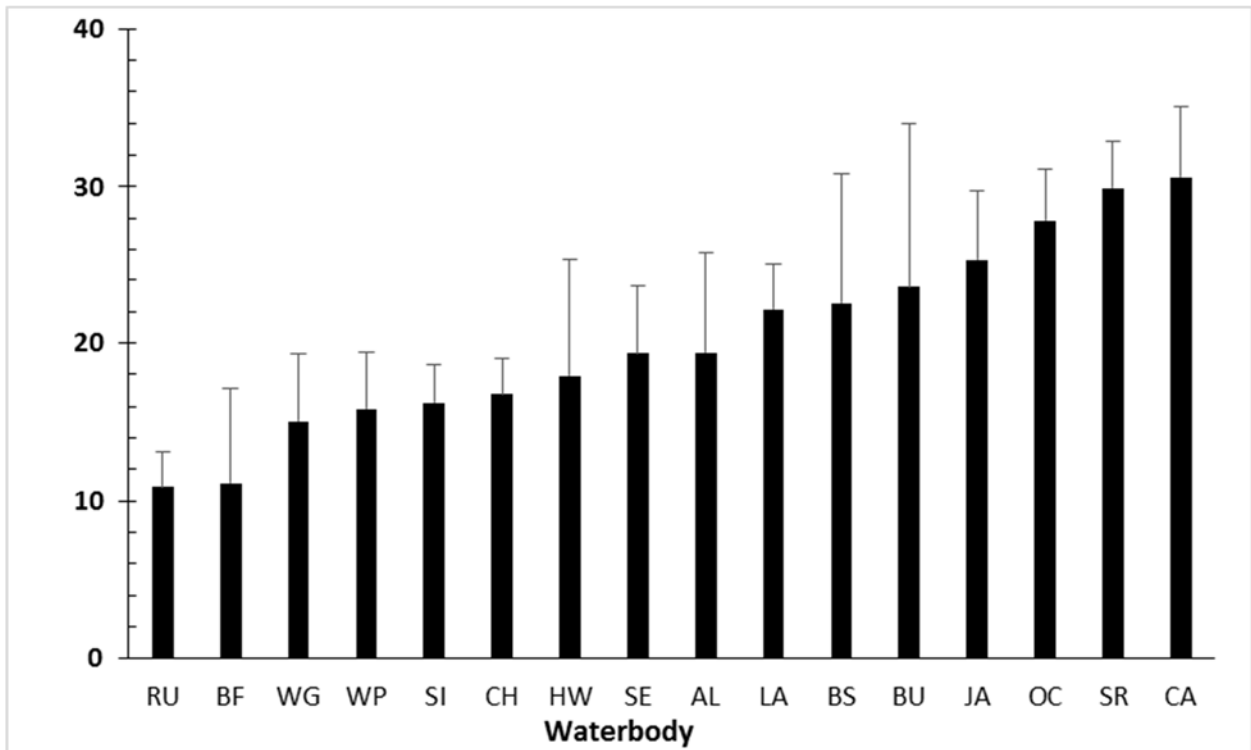


Figure 3. Percentage of Anglers with Five Bass in Georgia Bass Club Tournaments in 2015.

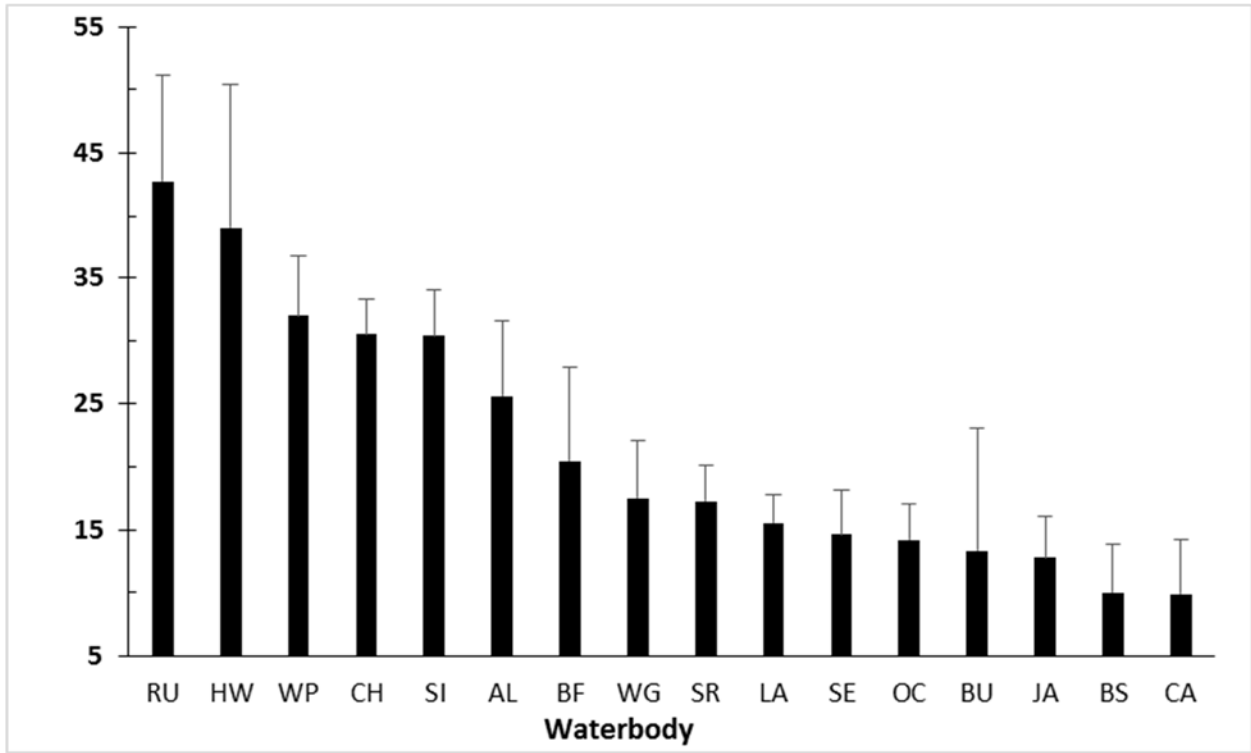


Figure 4. Average Bass Weight in Georgia Bass Club Tournaments in 2015.

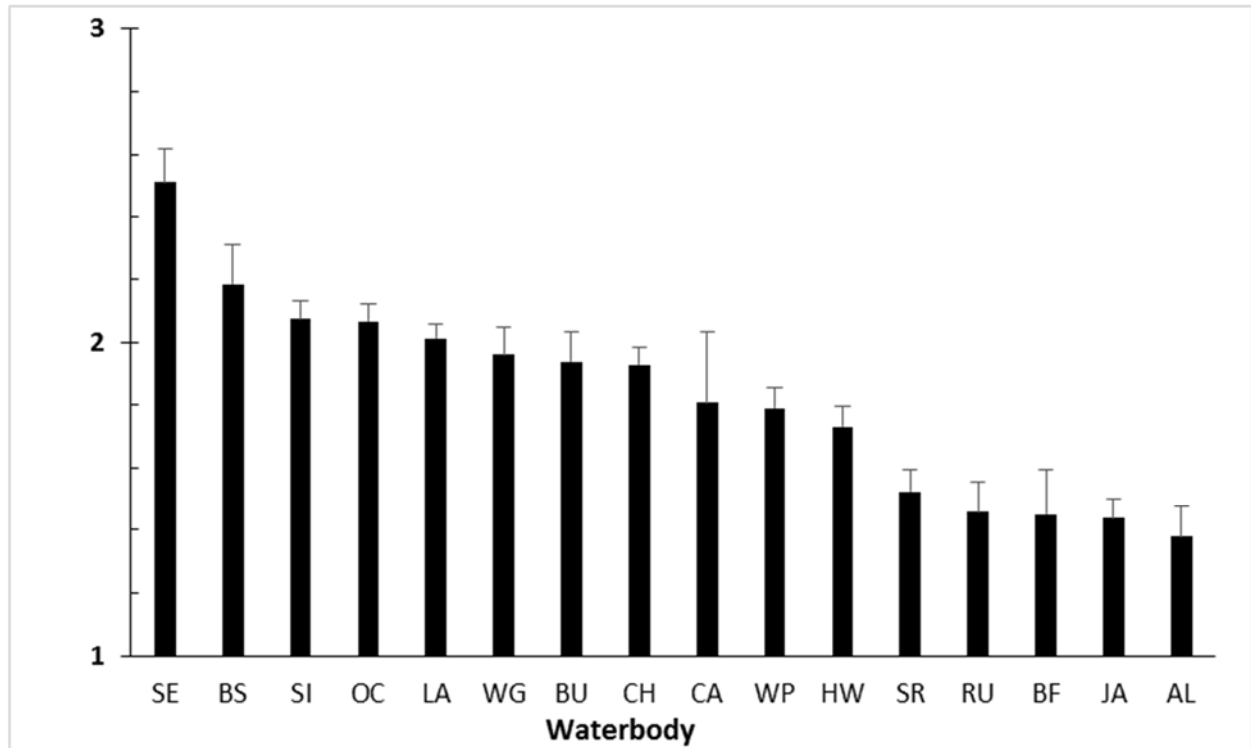


Figure 5. Average Winning Weight in Georgia Bass Club Tournaments in 2015.

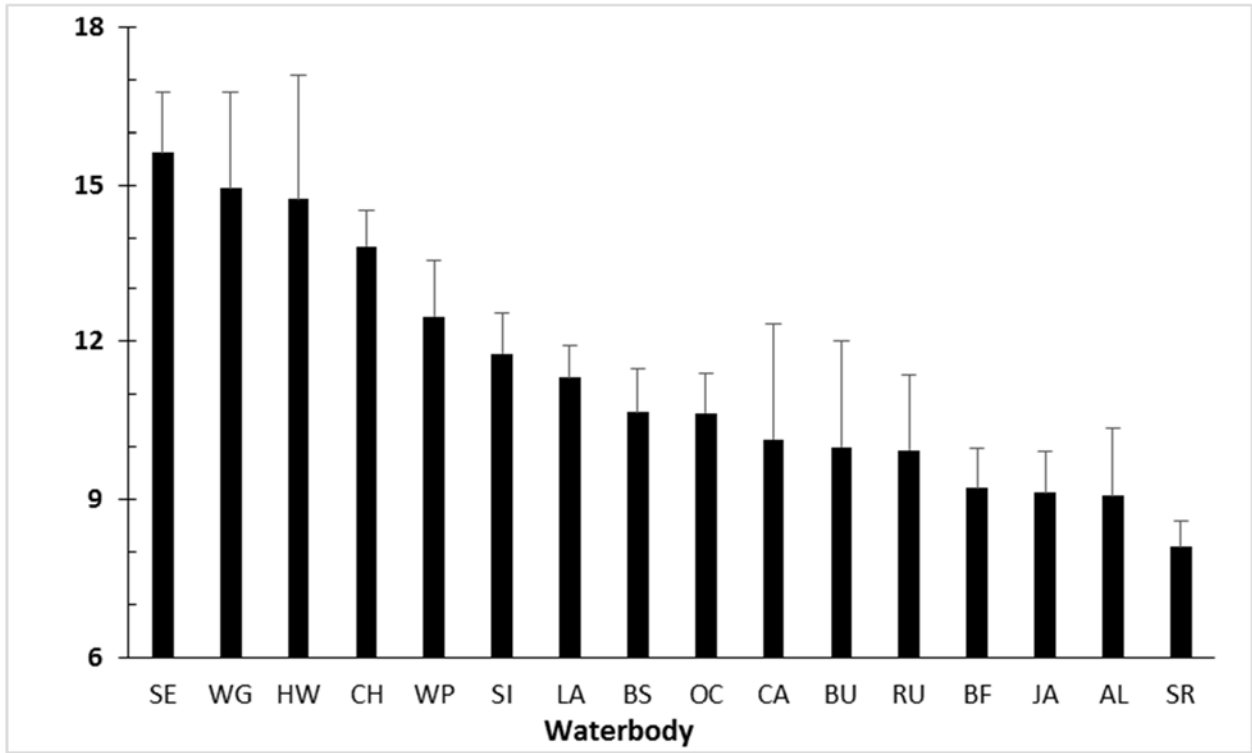


Figure 6. Average Big Bass Weight in Georgia Bass Club Tournaments in 2015.

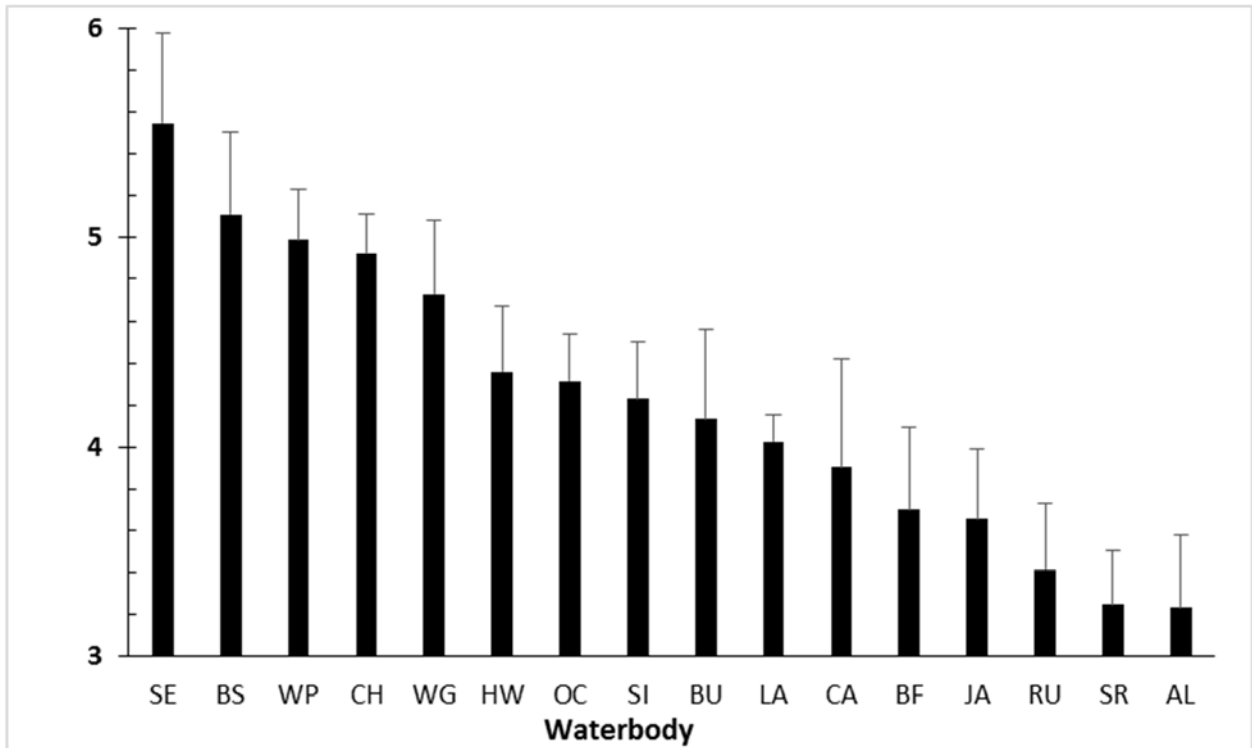


Figure 7. Number of bass ≥ 5.0 lbs. per Tournament in Georgia Bass Club Tournaments in 2015.

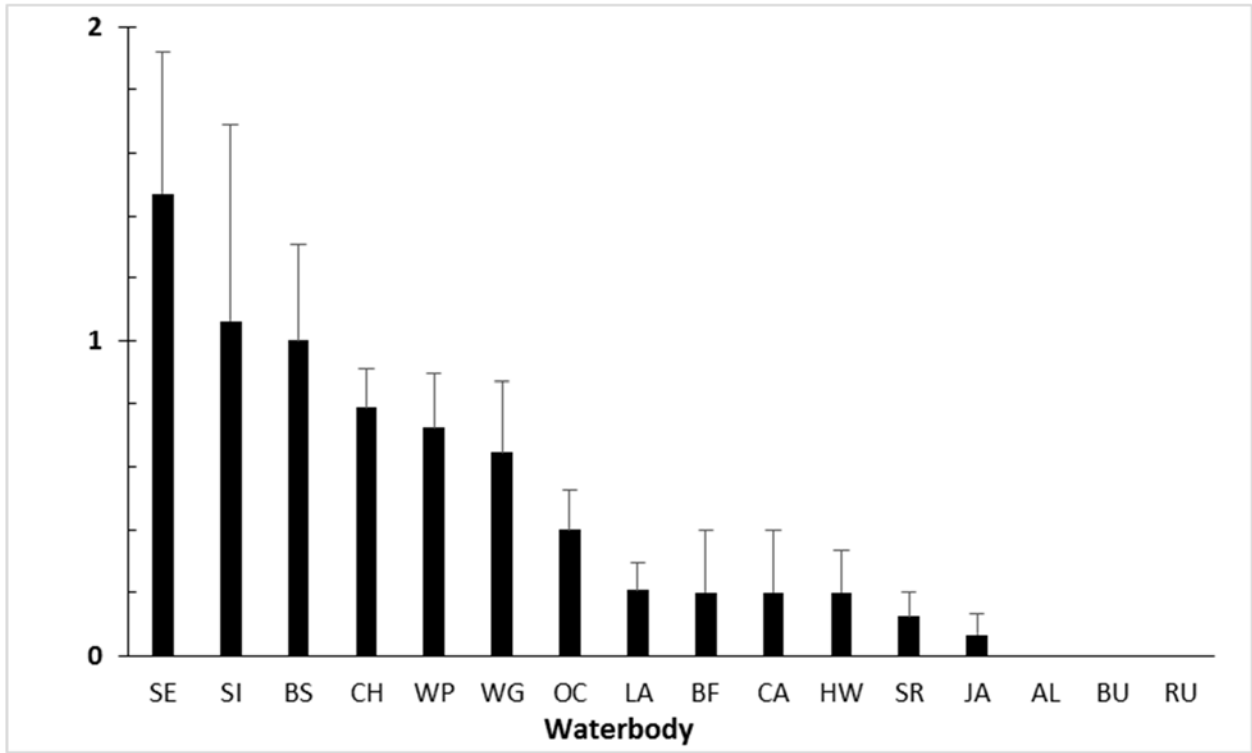


Figure 8. Hours to catch ≥ 5.0 lbs. bass Tournament in Georgia Bass Club Tournaments in 2015.

