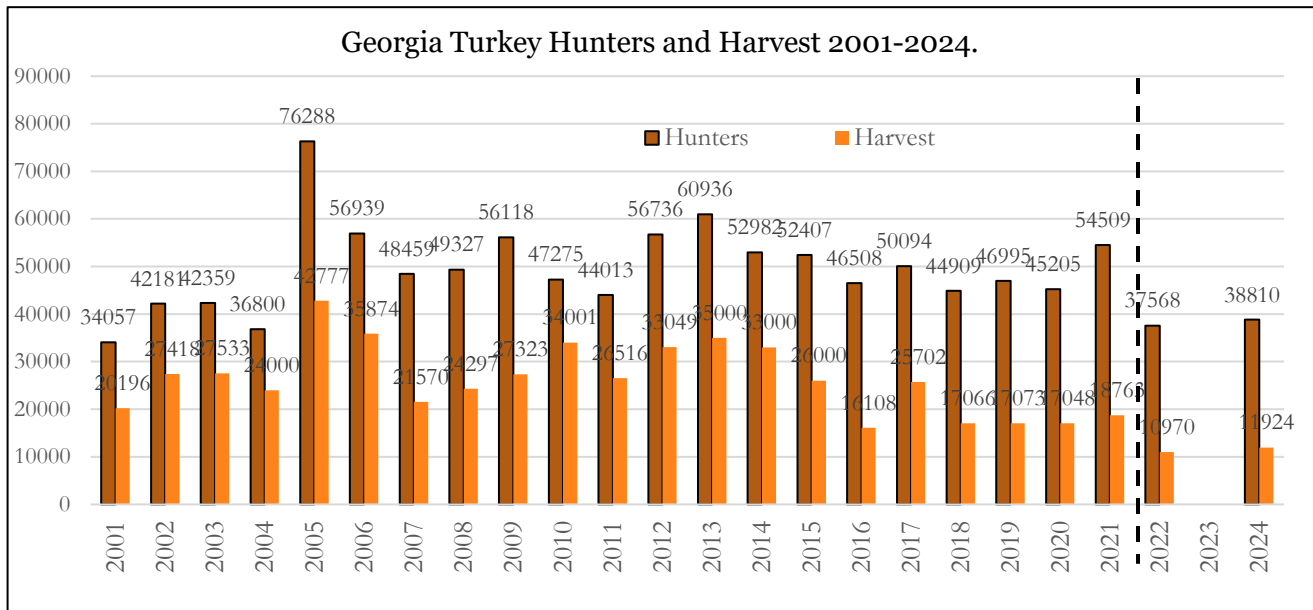


### Statewide Wild Turkey Harvest

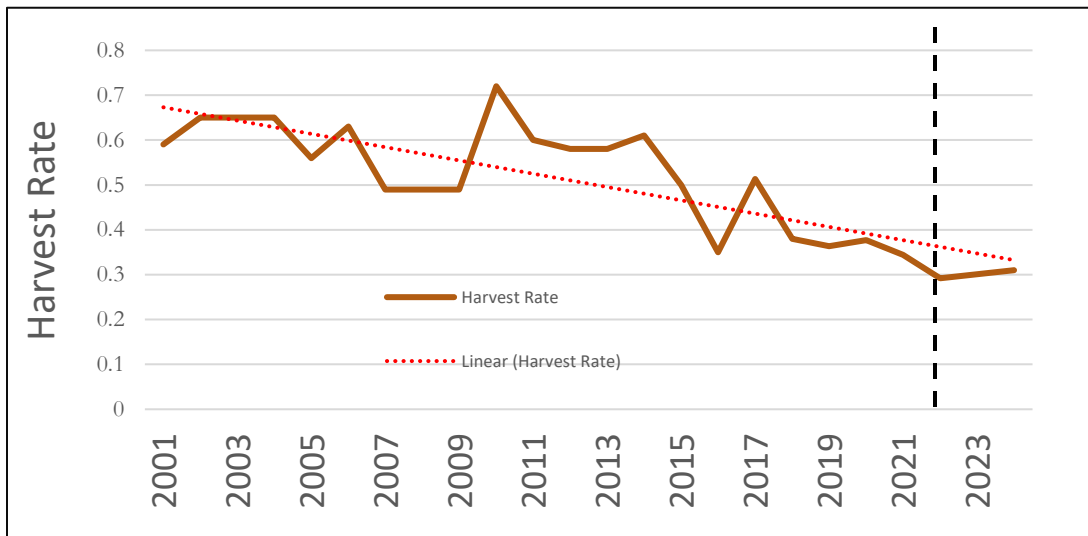
Statewide, an estimated 38,810 hunters hunted wild turkey in 2024; up 3% from 2022. These hunters harvested an estimated 11,924 gobblers, up 9% from 2022 (the post season survey was not conducted in 2023). The harvest rate was 0.31 turkeys per hunter. Juvenile male turkeys (jakes) accounted for 793 (7%) of the total harvest. Regionally, the Upper Coastal Plain (32% of total) and the Piedmont (37%) made up the bulk of the harvest. These were followed by the Lower Coastal Plain (14%), Ridge and Valley (13%), and the Blue Ridge regions (4%). Hunter satisfaction was 63%, a precipitous drop from previous years. Hunter satisfaction is defined as the percentage of hunters surveyed who rated the season Excellent, Good, or Satisfactory.

Source: Georgia Spring Turkey Harvest 2024 Report, Responsive Management

Note: The 2022 spring turkey season was the first season under the new statewide turkey regulations. As expected, total reported harvest decreased on both public and private lands in the years following the change.



Harvest Rate (turkeys harvested/hunter) 2001-2024



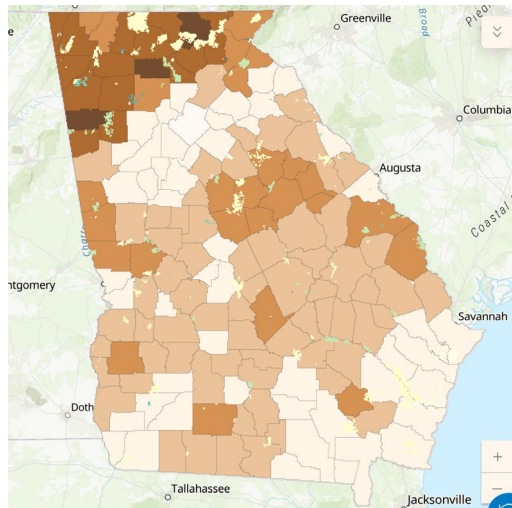
**Harvest Reporting – Game Check**

Since 2016, hunters have been required to report their turkey harvest by phone, internet, or app.

Harvested turkeys reported to Game Check, 2016-2024

Year	Total Harvest	Average Daily Harvest
2016	11,229	224
2017	11,781	231
2018	11,948	230
2019	11,521	218
2020	14,412	261
2021	12,146	222
2022	9,809	228
2023	11,891	264
2024	11,570	252

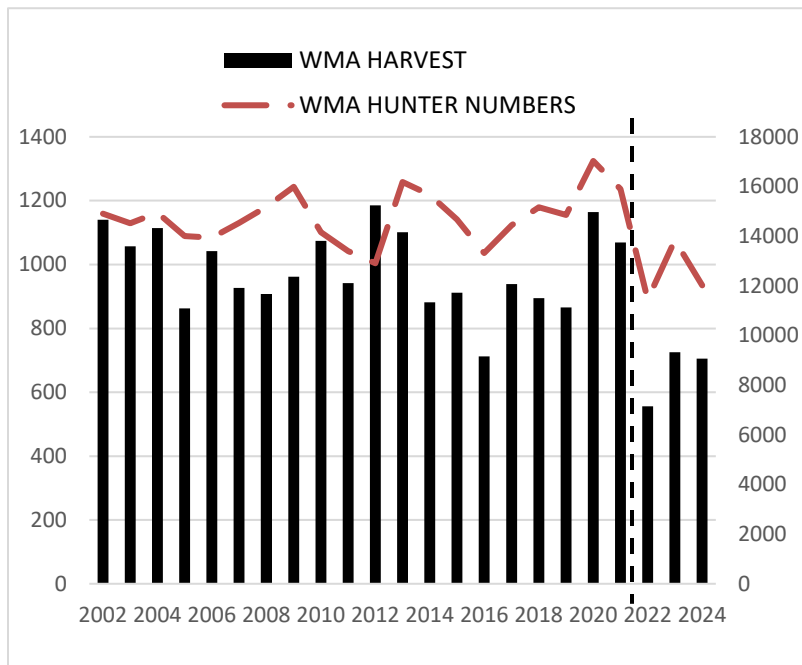
Game Check reported harvest by county, 2024



**Wildlife Management Area Harvest**

In 2024, hunter and harvest numbers on WMAs were similar to 2023. 12,032 hunters harvested 706 gobblers and jakes comprised 13% of the WMA harvest. Overall, hunters had a success rate of 5.9% on wildlife management areas in Georgia, up from a low of 4.9% in 2022. Hunter satisfaction among public land hunters was 52%.

Georgia WMA Harvest and Hunter use 2001-2024



Top Five WMAs for Total Harvest, 2024

Area	Total Harvest
Paulding Forest	47
Dawson Forest	32
Allatoona	29
Berry College	27
Cohutta	23

Top Five WMAs for Hunter Success, 2024\*

Area	% Hunter Success
Buck Shoals	56%
Grand Bay	25%
Scotland Rd VPA	21%
Clybel	16%
Paulding Forest	15%

\*Several of these WMAs are small tracts with low hunter sign-in, so data may be skewed.